

 **Alberti**  
Live Tools

**Selection Guide**



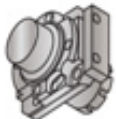
LT2000EX

## STRAIGHT OFFSET FRONT TOOLS



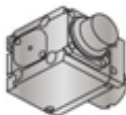
Tool	Tool Type	GH Number	Output	Nm/ft. lbs.	RPM
MA-2.5 R	Standard	GH-44886-00	ER-25	45/33	6,000

## STRAIGHT TOOLS



Tool	Tool Type	GH Number	Output	Nm/ft. lbs.	RPM
MA-2.5	Standard	GH-44810-00	ER-25	-	6,000
MA-2.5 RI	Coolant Thru	GH-44812-00	ER-25	-	6,000

## 90° TOOLS



Tool	Tool Type	GH Number	Output	Nm/ft. lbs.	RPM
M90-2.5	Standard	GH-44811-00	ER-25	45/33	6,000
M90-2.5 RI	Coolant Thru	GH-44813-00	ER-25	45/33	6,000

## DUAL OUTPUT 90° TOOLS



Tool	Tool Type	GH Number	Output	Nm/ft. lbs.	RPM
M90-2.5 2U	Standard	GH-44887-00	ER-25/25	45/33	6,000

## UNIVERSAL TOOLS



Tool	Tool Type	GH Number	Output	Nm/ft. lbs.	RPM
MCU-1.5	Standard	GH-44888-00	ER-16	10/7.4	6,000


Coolant Pressure Straight Tools = 10 Bar/145 PSI • Coolant Pressure 90° Tools = 70 Bar/1050 PSI  
 RPM = Maximum • ER-11 = 0.5-7mm • ER-16/ER-16A = 0.5-10mm • ER-20/ER-20A = 0.5-13mm ER-25/ER-25A = 0.5-16mm • ER-32 = 1-20mm • ER-40 = 2-30mm

# LB2000M | LB3000M | LU3000M GENOS L2000 | L3000




LB4000EX

## STRAIGHT TOOLS




Tool	Tool Type	GH Number	Output	Nm/ft. lbs.	RPM
MA-3.5	Standard	GH-44492-00	ER-32A	-	6,000
MA-3.5 RI	Coolant Thru	GH-44494-00	ER-32A	-	6,000

## 90° TOOLS



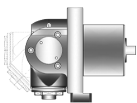
Tool	Tool Type	GH Number	Output	Nm/ft. lbs.	RPM
M90-3.5	Standard	GH-44496-00	ER-32	50/37	6,000
M90-3.5 RI	Coolant Thru	GH-44498-00	ER-32	50/37	6,000

## HOBGING HEAD



Tool	Tool Type	GH Number	Output	Nm/ft. lbs.	RPM
-	Standard	GH-45063-00	-	40/30	4,500

## UNIVERSAL TOOLS



Tool	Tool Type	GH Number	Output	Nm/ft. lbs.	RPM
MCU-1.5	Standard	GH-44500-00	ER-16A	10/7.4	6,000

Coolant Pressure Straight Tools = 70 Bar/1000 PSI • Coolant Pressure 90° Tools = 70 Bar/1000 PSI • RPM = Maximum  
 ER-11 = 0.5-7mm • ER-16/ER-16A = 0.5-10mm • ER-20/ER-20A = 0.5-13mm • ER-25/ER-25A = 0.5-16mm  
 ER-32/ER-32A = 1-20mm • ER-40 = 2-30mm



# GENOS L200 | ES-L8II | LB-200M | LR-10M LB-10IIM | LB-10M | LB-200MW



GENOS L2000

		STRAIGHT TOOLS	90° TOOLS	90° OFFSET TOOLS	UNIVERSAL TOOLS	Y-AXIS OFFSET TOOLS	90° DISC HOLDER TOOLS	
<b>GENOS L200</b> <b>ES-L8II</b> <b>LB-200M</b> <b>LR-10M</b> <b>LB-10IIM</b> <b>LB-10M</b>	<b>Standard</b>	Tool	MA-2.5	M90-2.5	M90-2.5 D	MCU-1.5	KH-10012-00	KH-10013-00
		GH#	GH-44313-00	GH-44312-00	GH-44527-00	GH-44529-00		
		Output	ER-25	ER-25	ER-25	ER-16	ER-25	3/4" Arbor
		Nm/ft.lbs.	-	16/11.8	16/11.8	16/11.8	16/11.8	40/29.5
		RPM	6,000	6,000	6,000	6,000	6,000	2,500
	<b>Coolant Thru</b>	Tool	MA-2.5 RI	M90-2.5 RI				
		GH#	GH-44526-00	GH-44528-00				
		Output	ER-25	ER-25				
		Nm/ft.lbs.	-	16/11.8				
		RPM	6,000	6,000				

Coolant Pressure Straight Tools = 10 Bar/145 PSI • Coolant Pressure 90° Tools = 70 Bar/1050 PSI • RPM = Maximum  
 ER-11 = 0.5-7mm • ER-16/ER-16A = 0.5-10mm • ER-20/ER-20A = 0.5-13mm • ER-25/ER-25A = 0.5-16mm • ER-32 = 1-20mm • ER-40 = 2-30mm

		STRAIGHT OFFSET FRONT TOOLS	STRAIGHT OFFSET BACK TOOLS	STRAIGHT OFFSET DUAL TOOLS	90° TOOLS	90° OFFSET TOOLS	UNIVERSAL TOOLS	Y-AXIS OFFSET TOOLS	90° DISC HOLDER TOOLS	
<b>LB-200MW</b>	<b>Standard</b>	Tool	MA-2.5 R	MA-2.5 R	MA-2.5 R 2U	M90-2.5	M90-2.5 D	MCU-1.5	KH-10021-00	KH-10022-00
		GH#	GH-44510-00	GH-44511-00	GH-44512-00	GH-44312-00	GH-44527-00	GH-44529-00		
		Output	ER-25	ER-25	ER-25	ER-25	ER-25	ER-16	ER-25	3/4" Arbor
		Nm/ft.lbs.	16/11.8	16/11.8	16/11.8	16/11.8	16/11.8	16/11.8	16/11.8	40/29.5
		RPM	6,000	6,000	6,000	6,000	6,000	6,000	6,000	2,500
	<b>Coolant Thru</b>	Tool				M90-2.5 RI				
		GH#				GH-44528-00				
		Output				ER-25				
		Nm/ft.lbs.				16/11.8				
		RPM				6,000				

Coolant Pressure Straight Tools = 10 Bar/145 PSI • Coolant Pressure 90° Tools = 70 Bar/1050 PSI • RPM = Maximum  
 ER-11 = 0.5-7mm • ER-16/ER-16A = 0.5-10mm • ER-20/ER-20A = 0.5-13mm • ER-25/ER-25A = 0.5-16mm • ER-32 = 1-20mm • ER-40 = 2-30mm



LU-300M

		STRAIGHT TOOLS	90° TOOLS	90° OFFSET TOOLS	UNIVERSAL TOOLS	Y-AXIS OFFSET TOOLS	90° DISC HOLDER TOOLS	
GENOS L300 L-370 CAPTAIN LB-300 SERIES LU-300M LU-15M LB-15 SERIES ESL-10	Standard	Tool	MA-3.5	M90-3.5	M90-3.5 D	MCU-2.5	KH-10029-00	KH-10030-00
		GH#	GH-44314-00	GH-44315-00	GH-44335-00	GH-44316-00		
		Output	ER-32	ER-32	ER-32	ER-25	ER-40	1" Arbor
		Nm/ft.lbs.	-	50/37	50/37	25/18.4	25/18.4	80/59
		RPM	6,000	6,000	6,000	6,000	6,000	2,000
	Coolant Thru	Tool	MA-3.5 RI	M90-3.5 RI				
		GH#	GH-44331-00	GH-44332-00				
		Output	ER-32	ER-32				
		Nm/ft.lbs.	-	50/37				
		RPM	6,000	6,000				

Coolant Pressure Straight Tools = 10 Bar/145 PSI • Coolant Pressure 90° Tools = 70 Bar/1050 PSI • RPM = Maximum  
 ER-11 = 0.5-7mm • ER-16/ER-16A = 0.5-10mm • ER-20/ER-20A = 0.5-13mm • ER-25/ER-25A = 0.5-16mm • ER-32 = 1-20mm • ER-40 = 2-30mm

		STRAIGHT OFFSET FRONT TOOLS	STRAIGHT OFFSET BACK TOOLS	STRAIGHT OFFSET DUAL TOOLS	90° TOOLS	90° OFFSET TOOLS	UNIVERSAL TOOLS	Y-AXIS OFFSET TOOLS	90° DISC HOLDER TOOLS	
L-370MW LB-300MW LU-15MW	Standard	Tool	MA-3.5 R	MA-3.5 R	MA-3.5 R 2U	M90-3.5	M90-3.5 D	MCU-2.5	KH-10038-00	KH-10039-00
		GH#	GH-44385-00	GH-44386-00	GH-44384-00	GH-44315-00	GH-44335-00	GH-44316-00		
		Output	ER-32	ER-32	ER-32	ER-32	ER-32	ER-25	ER-40	1" Arbor
		Nm/ft.lbs.	50/37	50/37	50/37	50/37	50/37	25/18.4	25/18.4	80/59
		RPM	6,000	6,000	6,000	6,000	6,000	6,000	6,000	2,000
	Coolant Thru	Tool				M90-3.5 RI				
		GH#				GH-44332-00				
		Output				ER-32				
		Nm/ft.lbs.				50/37				
		RPM				6,000				

Coolant Pressure Straight Tools = 10 Bar/145 PSI • Coolant Pressure 90° Tools = 70 Bar/1050 PSI • RPM = Maximum  
 ER-11 = 0.5-7mm • ER-16/ER-16A = 0.5-10mm • ER-20/ER-20A = 0.5-13mm • ER-25/ER-25A = 0.5-16mm • ER-32 = 1-20mm • ER-40 = 2-30mm



# L-470 CAPTAIN | LB-400M | LB-25 SERIES LU-400M | LU-25M | L-470MW | LB-400MW



LU-400M

			STRAIGHT TOOLS	90° TOOLS	90° OFFSET TOOLS	UNIVERSAL TOOLS	Y-AXIS OFFSET TOOLS	90° DISC HOLDER TOOLS
L-470 CAPTAIN LB-400M LB-25 SERIES LU-400M LU-25M	Standard	Tool	MA-4.5	M90-4.5	M90-4.5 D	MCU-2.5	KH-10046-00	KH-10047-00
		GH#	GH-44317-00	GH-44318-00	GH-44507-00	GH-44505-00		
		Output	ER-40	ER-40	ER-40	ER-25	ER-40	1" Arbor
		Nm/ft.lbs.	-	50/37	50/37	25/18.4	25/18.4	80/59
		RPM	6,000	6,000	6,000	6,000	6,000	2,000
	Coolant Thru	Tool	MA-4.5 RI	M90-4.5 RI				
		GH#	GH-44333-00	GH-44383-00				
		Output	ER-40	ER-40				
		Nm/ft.lbs.	-	50/37				
		RPM	6,000	6,000				

Coolant Pressure Straight Tools = 10 Bar/145 PSI • Coolant Pressure 90° Tools = 70 Bar/1050 PSI • RPM = Maximum  
 ER-11 = 0.5-7mm • ER-16/ER-16A = 0.5-10mm • ER-20/ER-20A = 0.5-13mm • ER-25/ER-25A = 0.5-16mm • ER-32 = 1-20mm • ER-40 = 2-30mm

			STRAIGHT OFFSET FRONT TOOLS	STRAIGHT OFFSET BACK TOOLS	STRAIGHT OFFSET DUAL TOOLS	90° TOOLS	90° OFFSET TOOLS	UNIVERSAL TOOLS	Y-AXIS OFFSET TOOLS	90° DISC HOLDER TOOLS
L-470MW LB-400MW	Standard	Tool	MA-3.5 R	MA-3.5 R	MA-3.5 R 2U	M90-4.5	M90-4.5 D	MCU-2.5	KH-10046-00	KH-10047-00
		GH#	GH-44385-00	GH-44386-00	GH-44384-00	GH-44318-00	GH-44507-00	GH-44505-00		
		Output	ER-32	ER-32	ER-32	ER-40	ER-40	ER-25	ER-25	3/4" Arbor
		Nm/ft.lbs.	50/37	50/37	50/37	50/37	50/37	25/18.4	16/11.8	40/29.5
		RPM	6,000	6,000	6,000	6,000	6,000	6,000	6,000	2,500
	Coolant Thru	Tool				M90-2.5 RI				
		GH#				GH-44528-00				
		Output				ER-25				
		Nm/ft.lbs.				16/11.8				
		RPM				6,000				

Coolant Pressure Straight Tools = 10 Bar/145 PSI • Coolant Pressure 90° Tools = 70 Bar/1050 PSI • RPM = Maximum  
 ER-11 = 0.5-7mm • ER-16/ER-16A = 0.5-10mm • ER-20/ER-20A = 0.5-13mm • ER-25/ER-25A = 0.5-16mm • ER-32 = 1-20mm • ER-40 = 2-30mm



LU-45

		STRAIGHT TOOLS	90° TOOLS	90° OFFSET TOOLS	UNIVERSAL TOOLS	Y-AXIS OFFSET TOOLS	90° DISC HOLDER TOOLS	
LU-35M LU-35IIM LB-35M LB-35IIM	Standard	Tool	MA-4.5	M90-4.5	M90-4.5 D	MCU-3.5	KH-10054-00	KH-10055-00
		GH#	GH-44343-00	GH-44522-00	GH-44523-00	GH-44525-00		
		Output	ER-40	ER-40	ER-40	ER-32	ER-40	1" Arbor
		Nm/ft.lbs.	-	50/37	50/37	25/18.4	50/37	80/59
		RPM	6,000	6,000	6,000	6,000	6,000	2,000
	Coolant Thru	Tool	MA-4.5 RI	M90-4.5 RI				
		GH#	GH-44344-00	GH-44524-00				
		Output	ER-40	ER-40				
		Nm/ft.lbs.	-	50/37				
		RPM	6,000	6,000				

Coolant Pressure Straight Tools = 10 Bar/145 PSI • Coolant Pressure 90° Tools = 70 Bar/1050 PSI • RPM = Maximum  
 ER-11 = 0.5-7mm • ER-16/ER-16A = 0.5-10mm • ER-20/ER-20A = 0.5-13mm • ER-25/ER-25A = 0.5-16mm • ER-32 = 1-20mm • ER-40 = 2-30mm

		STRAIGHT TOOLS	90° TOOLS	UNIVERSAL TOOLS	Y-AXIS OFFSET TOOLS	90° DISC HOLDER TOOLS	
LU-45 LB-45	Standard	Tool	MA-5.0	M90-5.0	MCU-3.5	KH-10069-00	KH-10070-00
		GH#	GH-44482-00	GH-44519-00	GH-44520-00		
		Output	ER-50	ER-50	ER-32	ER-40	1" Arbor
		Nm/ft.lbs.	-	100/74	25/18.4	50/37	120/88
		RPM	6,000	6,000	6,000	6,000	2,000
	Coolant Thru	Tool	MA-5.0 RI	M90-5.0 RI			
		GH#	GH-44340-00	GH-44341-00			
		Output	ER-50	ER-50			
		Nm/ft.lbs.	-	100/74			
		RPM	6,000	6,000			

Coolant Pressure Straight Tools = 10 Bar/145 PSI • Coolant Pressure 90° Tools = 70 Bar/1050 PSI • RPM = Maximum  
 ER-11 = 0.5-7mm • ER-16/ER-16A = 0.5-10mm • ER-20/ER-20A = 0.5-13mm • ER-25/ER-25A = 0.5-16mm • ER-32 = 1-20mm • ER-40 = 2-30mm



LT200-M

		STRAIGHT TOOLS	90° MAIN SPINDLE TOOLS	90° SUB SPINDLE TOOLS	UNIVERSAL TOOLS	STRAIGHT Y-AXIS OFFSET TOOLS	90° DISC HOLDER TOOLS	
<b>LT-200MY</b> <b>LT-200M</b> <b>LT-10M</b>	<b>Standard</b>	Tool	MA-2.5	M90-2.5	M90-2.5 D	MCU-1.5	KH-10086-00	KH-10087-00
		GH#	GH-44387-00	GH-44106-00	GH-44358-00	GH-44391-00		
		Output	ER-25	ER-25	ER-25	ER-16	ER-25A	3/4" Arbor
		Nm/ft.lbs.	-	16/11.8	16/11.8	10/7.4	16/11.8	40/29.5
		RPM	6,000	6,000	6,000	6,000	6,000	2,500
	<b>Coolant Thru</b>	Tool	MA-2.5 RI	M90-2.5 RIC	M90-2.5 D RI			
		GH#	GH-44418-00	GH-44419-00	GH-44532-00			
		Output	ER-25	ER-25	ER-25			
		Nm/ft.lbs.	-	16/11.8	16/11.8			
		RPM	6,000	6,000	6,000			

Coolant Pressure Straight Tools = 10 Bar/145 PSI • Coolant Pressure 90° Tools = 70 Bar/1050 PSI • RPM = Maximum  
 ER-11 = 0.5-7mm • ER-16/ER-16A = 0.5-10mm • ER-20/ER-20A = 0.5-13mm • ER-25/ER-25A = 0.5-16mm • ER-32 = 1-20mm • ER-40 = 2-30mm





LT3000EX

		STRAIGHT TOOLS			90° TOOLS			UNIVERSAL TOOLS		
LT-3000 M/MY/MYW LT-2000EX	Standard	Tool	MA-3.5	M90-3.5	MCU-1.5					
		GH#	GH-45065-00	GH-45066-00	GH-45069-00					
		Output	ER-32	ER-32	ER-16					
		Nm/ft.lbs.	-	45/33	10/7.4					
		RPM	6,000	6,000	6,000					
	Coolant Thru	Tool	MA-3.5 RI	M90-3.5-RI						
		GH#	GH-45067-00	GH-45068-00						
		Output	ER-32	ER-32						
		Nm/ft.lbs.	-	45/33						
		RPM	6,000	6,000						

Coolant Pressure Straight Tools = 10 Bar/145 PSI • Coolant Pressure 90° Tools = 70 Bar/1050 PSI  
 RPM = Maximum • ER-11 = 0.5-7mm • ER-16/ER-16A = 0.5-10mm • ER-20/ER-20A = 0.5-13mm ER-25/ER-25A = 0.5-16mm • ER-32 = 1-20mm • ER-40 = 2-30mm



LT300-MY

		STRAIGHT TOOLS	90° MAIN SPINDLE TOOLS	90° SUB SPINDLE TOOLS	UNIVERSAL TOOLS	STRAIGHT Y-AXIS OFFSET TOOLS	90° DISC HOLDER TOOLS	
<b>LT-300MY</b> <b>LT-300M</b> <b>LT-15M</b>	<b>Standard</b>	Tool	MA-3.5	M90-3.5	M90-3.5 D	MCU-1.5	KH-10095-00	KH-10096-00
		GH#	GH-44399-00	GH-44400-00	GH-44442-00	GH-44152-00		
		Output	ER-32	ER-32	ER-32	ER-16	ER-25	1" Arbor
		Nm/ft.lbs.	-	50/37	50/37	10/7.4	50/37	50/37
		RPM	6,000	6,000	6,000	6,000	6,000	2,000
	<b>Coolant Thru</b>	Tool	MA-3.5 RI	M90-3.5 RI	M90-3.5 D RI			
		GH#	GH-44334-00	GH-44533-00	GH-44534-00			
		Output	ER-32	ER-32	ER-32			
		Nm/ft.lbs.	-	50/37	50/37			
		RPM	6,000	6,000	6,000			

Coolant Pressure Straight Tools = 10 Bar/145 PSI • Coolant Pressure 90° Tools = 70 Bar/1050 PSI • RPM = Maximum  
 ER-11 = 0.5-7mm • ER-16/ER-16A = 0.5-10mm • ER-20/ER-20A = 0.5-13mm • ER-25/ER-25A = 0.5-16mm • ER-32 = 1-20mm • ER-40 = 2-30mm

# LT25-M



LT25

		STRAIGHT TOOLS	90° MAIN SPINDLE TOOLS	90° SUB SPINDLE TOOLS	UNIVERSAL TOOLS	STRAIGHT Y-AXIS OFFSET TOOLS	90° DISC HOLDER TOOLS	
LT-25M	Standard	Tool	MA-4.5	M90-4.5	M90-4.5 D	MCU-2.5	KH-10104-00	KH-10105-00
		GH#	GH-44388-00	GH-44389-00	GH-44531-00	GH-44537-00		
		Output	ER-40	ER-40	ER-40	ER-25	ER-25	1" Arbor
		Nm/ft.lbs.	-	50/37	50/37	20/15	50/37	80/59
		RPM	6,000	6,000	6,000	6,000	6,000	2,000
	Coolant Thru	Tool	MA-4.5 RI	M90-4.5 RI	M90-4.5 D RI			
		GH#	GH-44530-00	GH-44535-00	GH-44536-00			
		Output	ER-40	ER-40	ER-40			
		Nm/ft.lbs.	-	50/37	50/37			
		RPM	6,000	6,000	6,000			

Coolant Pressure Straight Tools = 10 Bar/145 PSI • Coolant Pressure 90° Tools = 70 Bar/1050 PSI • RPM = Maximum  
 ER-11 = 0.5-7mm • ER-16/ER-16A = 0.5-10mm • ER-20/ER-20A = 0.5-13mm • ER-25/ER-25A = 0.5-16mm • ER-32 = 1-20mm • ER-40 = 2-30mm



Tel: 1.800.249.5662  
Fax: 860.623.4132

info@komaprecision.com  
www.komaprecision.com

20 Thompson Road  
East Windsor, CT 06088